

Mechanical Properties and Fatigue Life Evaluation under High Temperature and Shot Peening Application using AA7001

Huda S. Mahdi¹, Hussain J. M. Alalkawi^{2*} and Saad T. Faris³

¹ Diyala University, Dep. Of Mechanical Engineering, Diyala, Iraq

² Bilad Al-rafidain University College, Aeronautical Techniques Engineering Dep.

³ Diyala University, Dep. Of Mechanical Engineering, Diyala, Iraq

Received 27 May 2022, Revised 3 August 2022, Accepted 11 August 2022

ABSTRACT

In some applications, AA7001 may be subjected to high temperature and fatigue. This interaction leads to varying the mechanical and fatigue properties of the above alloy. This work deals with the effects of tensile properties and constant fatigue amplitude performance. Aluminum alloys have a low specific strength, are simple to produce, and are lightweight, which has made them popular in the construction, automotive, marine, and aviation industries. The history of stress and temperature applied to the component has a significant impact on the time-dependent process of creep and strain damage. The purpose of this research is to investigate the behavior of AA7001-T6 when two phenomena, high temperatures creep and fatigue, are combined. Compared to the fatigue life interaction employing shot peening thereby, the fatigue lifetimes were The influence of shot peening on the mechanical and fatigue characteristics of AA7001-T6 was investigated utilizing four different temperatures, including RT, SP+RT, 330°C, and SP+330°C. It has been observed The application of 330°C to the tensile process lowered the ultimate tensile strength of UTS and YS by 21.9 % and 22.3 %, respectively. Shot peening improved the aforesaid percentage, lowering it to 19.2 % and 19.7%, respectively. At a stress level of 400MPa, fatigue life was lowered by 18.18 % owing to an increased temperature of 330°C, and this percentage was reduced to 10.16 % due to creating the compressive residual stresses (CRS) (SP). At (RT), the fatigue strength (endurance fatigue limit) was 229 MPa, but after Shot Peening, it improved to 237 MPa. At 330°C, shot peening increased the improved fatigue limit from 217MPa to 229MPa, resulting in a 5.24 % improvement.

Keywords: AA7001-T6, Fatigue at high temperatures, Mechanical properties, Shot Peening treatment.

1. INTRODUCTION

Fatigue is an extremely common failure mode and deserves considerable titration because it can inflict damage on a material at a stress level that is less than the yield stress. Fatigue has been attributed to playing a role in approximately 90 % of all material structure failures [1]. At high temperatures, fatigue can act simultaneously to produce harmful effects on a material, *i-e* cyclic strain and creep strains that can seriously compromise the material's expected lifetime. If the material experiences cyclic fatigue and undergoes high temperature (creep), its fatigue life can be greatly reduced [2]. AA7001 is a precipitation-hardened zinc alloy. It has high mechanical and corrosion resistance, as well as long service life. As a result of external and internal challenges, a variety of complications develop during machine service. Defects produce initiation cracks; they grow over time until they reach a certain length, at which point they collapse catastrophically [3]. You can avoid such problems and save money on the cost of

* Corresponding author: eng_grad_mech014@uodiyala.edu.iq

replacing or servicing damaged parts, which can soon mount up. Shot peening (SP) and ultrasonic impact peening (UIP) are low-cost, easy-to-apply, and standard surface treatments for improving mechanical and fatigue characteristics (UIP). Ultrasonic impact peening (UIP) and shot peening are two methods for improving a material's fatigue strength (SP). The number of cycles it takes for a fatigue life to fail at a given load is known as "fatigue life." When materials in structures are exposed to dynamic and changeable forces, the most common failure scenario occurs[4]. Shot peening is a method of blasting a treated surface with small, spherically shaped metal or ceramic glass particles propelled by a rapid impeller through compressed air, water, or air. Localized plastic deformation occurs as a result of the collision, resulting in surface perfection weakness, increased surface hardness, and considerable residual compressive surface stress. [5]. SP is a cold-working technique that dates back to the late 1920s. Material land (CRS) district plastic deformation near the impact zone results from a considerable contact between the shot (glass made up of ceramic-metallic circles) and the substrate (the handled portion)[6]. The following changes in metallic composition improved fatigue characteristics significantly, prolonging the engineering component's service life[7]. The SP method was shown to generate more considerable levels of CRS in pre-stressed metallic content[8, 9, 10]. Add ...sentences to summarize the purpose of this research in the next paragraph

2. MATERIAL AND METHODS

2.1 Materials selection

Because of their high specification dependability, excellent corrosion resistance, and low cost, aluminum alloys are frequently utilized in structural applications in the aircraft, automobile, and construction sectors. Aluminum is the primary material in this piece. The AA7001 has the highest strength of all working aluminum alloys [16].

2.2 Tensile test

Tensile tests were performed at (RT) and 330°C to determine the experimental mechanical parameters, utilizing a (WDW-50) tensile test equipment with a 200KN capacity. The tensile specimen's form and dimensions are depicted in **Figure (1)**. ASTM A370 was used to choose the tensile specimen.




Figure 1. Tensile test specimen according to ASTM A370, All dimensions in (mm)

The tensile test is carried out using a material's tensile test rig to measure the mechanical characteristics of AA7001 at RT and 330°C The tensile test rig is illustrated in Figure (2).



Figure 2. High-temperature tensile test specimen loaded into the grips with proper alignments.[17]

2.3 Fatigue test

A programmed CNC lathing machine was used to create the sample. According to the cylinder fatigue study's fundamental specifications (DIN 50113), Figure (3) shows the fatigue test sample

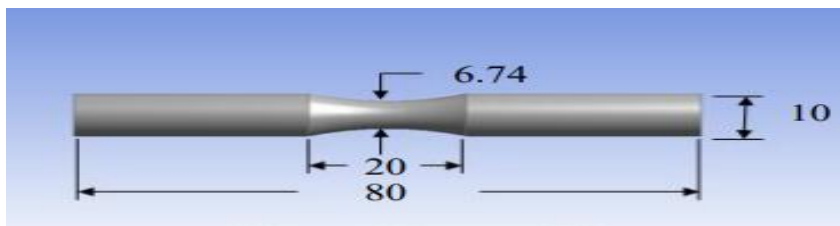


Figure 3. Fatigue test specimen, All dimensions in mm according to DIN 50113 standard specification.

Fatigue-testing machine of type PUNN rotating bending is used to execute all fatigue tests with constant and variable loading, as shown in Figure(4). The applied stress (σ_f) at failure is calculated from applying the equation,

$$\sigma_f(\text{MPa}) = \frac{32 \times 125.7 P(\text{N})}{\pi d^3} \quad (1)$$

where the arm of the force (P) is equal to 125.7 mm, P is applied force (in Newton), and d is the minimum diameter of the sample in mm.



Figure 4. Complete fatigue elevated temperature test machine (Furnace attached to fatigue machine with the control board).

2.4 Shot Peening test machine

The shot peening technique was carried out at room temperature on specific testing equipment (Shot Tumbblast Control Panel Model) (STB-OB) at the Institute of Technology. This machine is shown in Figure (5). Cast steel balls with an average diameter of (1) mm and a ball velocity of about 40 m/s were employed to shoot the specimens. The nozzle and the specimen's surface are separated by a distance of 10 cm. The ball had a 48–50 HRD Rockwell hardness. The specimens were moisturized with water before the photograph was taken.



Figure 5. The shot peening device.

The specimens before and after the shot peening technique are shown in Figure (6). Table (1) gives the main parameters of the (SP) device.



Figure 6. Specimens before and after shot peening.

Table 1. The shot peening process parameters

Peening pressure	12 bar
No. of balls for each operation (run)	50
Speed	40 mm/min
Distance from jet to the specimen (cm)	15cm
Average ball size	0.6mm
Coverage	100%

3. RESULTS AND DISCUSSION

3.1 The chemical and mechanical properties

Table (2) shows the experimental chemical composition of AA7001 in comparison with the standard [18].

Table 2. Chemical composition of AA7001 in wt%

Elements wt %.	Zn	Si	Fe	Cu	Mn	Mg	Cr
Standard [18]	6.8 - 8	0.35	0.4	1.6-2.6	0.2	2.6-3.4	0.18-0.35
Experimental	6.1	0.33	0.4	1.85	0.18	3.1	0.27

The experimental for mechanical properties measurement (UTS, ultimate tensile strength), YS (yield stress), E (modulus of elasticity), and ductility are presented in Table (3). The tensile tests were done at four cases (RT) room temperature, SP before testing at (RT), elevated temperature (330°C) only, and finally (SP) before tensile test.

Table (3). Mechanical properties of AA7001

Condition	UTS(MPa)	YS (MPa)	E(GPa)	Ductility
Standard(RT) [19]	676	627	(69-73)	9
Exp(RT)	683	644	71	9
Exp(SP+RT)	702	672	71	9
Exp(330°C)	533	500	60	12.7
Exp(SP+330°C)	551	517	62	11.5

The variation in UTS and YS due to elevated temperature and SP treatment can be seen in Figure(7).

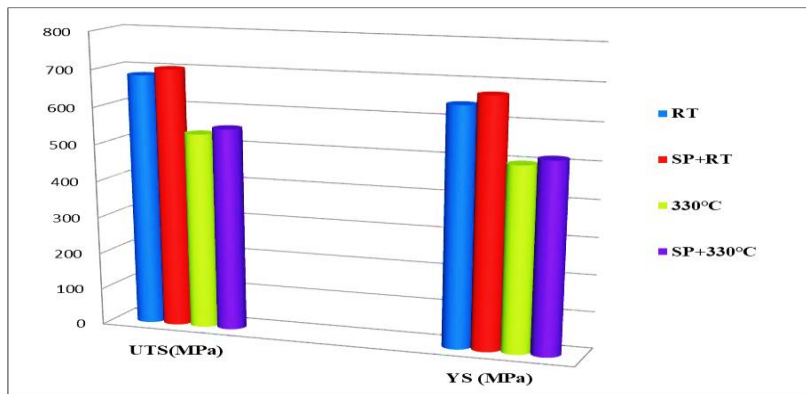


Figure 7. Duration of UTS and YS under high temperature and (SP) treatment

At elevated temperature, the material experiences tensile load while undergoing creep. The mechanical properties like UTS and YS can be significantly reduced. The combined effect of tension and creep reduces the strength of the material and increases ductility. The UTS and YS reduced from 683 to 533 and 644 to 500 MPa when the temperature rises from 25°C to 330°C respectively. The reduction in strength due to applying high temperature (330°C) was recorded to be 21.9% and 28.8% for UTS and YS respectively. While ductility increased from 9 to 12.7. Applying temperature to aluminum alloy when examined under tensile test was found to increase the work hardening, (n) in the equation $\sigma = k\epsilon^n$ from 0.23 to about 0.29 (above 200°C). This leads to reducing the value of σ [20]. Shot Peening (SP) is a cold working process in which the surface of a part is bombarded with small spherical media called shots. A

hemisphere of cold-worked material is highly stressed in compression to prevent cracks to initiate and propagate. Benefits obtained by SP are the result of the effect of the compressive residual stress (CRS) and the cold working induced. CRS is beneficial in increasing the strength of the material and resistance to fatigue failure, corrosion fatigue, and creep-fatigue interaction[21].

For the majority of materials, the yield strength decreases with increasing temperature. In metals, this decrease in yield strength is due to the thermal activation of dislocation motion, resulting in deformation at higher temperatures.

3.2 Experimental fatigue results

The test series of the experimental work is divided into four series (RT, SP+RT, 330°C, and SP+330°C) using 36 specimens, for each series nine specimens were tested, to estimate the basic S-N arrives for rotating bending for rotating loading. The roughness was found to be equal to Ra = 1.5µm, and this is an average value for all shot-peened specimens. The complete experimental fatigue results for the above series can be illustrated in Table (4).

Table 4. The preliminary data of AA7001 with 10 mmby shot peening and without peening.

Condition	Spec. No	Applied Stress (MPa)	Nf cycles	Spec. No	Applied Stress (MPa)	Nf cycles	Spec. No	Applied Stress (MPa)	Nf cycles
Lab-air RT(25°C)	1	516 (0.75UTS)	18600	4	447 (0.65UTS)	74800	7	378.5 (0.55UTS)	190800
	2		22500	5		82800	8		225800
	3		24600	6		66000	9		244000
(SP+RT)	10	516 (0.75UTS)	22600	13	447 (0.65UTS)	10280	16	378.5 (0.55UTS)	266000
	11		30700	14		0	17		286600
	12		34000	15		11020	18		305000
330°C	19	516 (0.75UTS)	5500	22	447 (0.65UTS)	98800	25	378.5 (0.55UTS)	82800
	20		4200	23		21800	26		77000
	21		6000	24		19900	27		65800
(SP+330 °C)	28	516 (0.75UTS)	6200	31	447 (0.65UTS)	28200	34	378.5 (0.55UTS)	106000
	29		7000	32		30000	35		94600
	30		5200	33		31600	36		88800

The deduced S-N curve relations for AA7001 rod samples for the above series can be tabulated in the Table (5)

Table 5. S-Ncurve equations for the four series above.

Condition	S-N curve equation	R ²	σ _f .L (MPa) Endurance fatigue limit at 10 ⁷ cycles
Lab-air RT(25°C)	σ _f =1980 N _f ^{-0.133895}	0.9939	229
(SP+RT)	σ _f =2077 N _f ^{-0.13466}	0.9883	237
330°C	σ _f =1401 N _f ^{-0.1158}	0.9921	217
(SP+330°C)	σ _f =1375 N _f ^{-0.1113}	0.9832	229

Table (5) shows the S-N curve equation based on the Basque formula of the general form $\sigma_f = A N_f^\alpha$ (2)

where N_f : fatigue life at failure (in cycle) and σ_f : applied stress at fatigue (in Mpa). A and α are material constants that can be obtained by linearizing the curve using the logarithmic form of equation $\sigma_f = A N_f^\alpha$

$$\alpha = \frac{h \sum_{i=1}^h \log \sigma f_i \log N f_i - \sum_{i=1}^h \log \sigma f_i \sum_{i=1}^h \log N f_i}{h \sum_{i=1}^h (\log N f_i)^2 - [\sum_{i=1}^h \log N f_i]^2} \quad (3)$$

And

$$\text{Log } A = \frac{\sum_{i=1}^h \log \sigma f_i - \alpha \sum_{i=1}^h \log N f_i}{h} \quad (4)$$

where h : is the number of stress levels applied

The behavior of AA7001 at four conditions of testing can be presented in Figure (8).

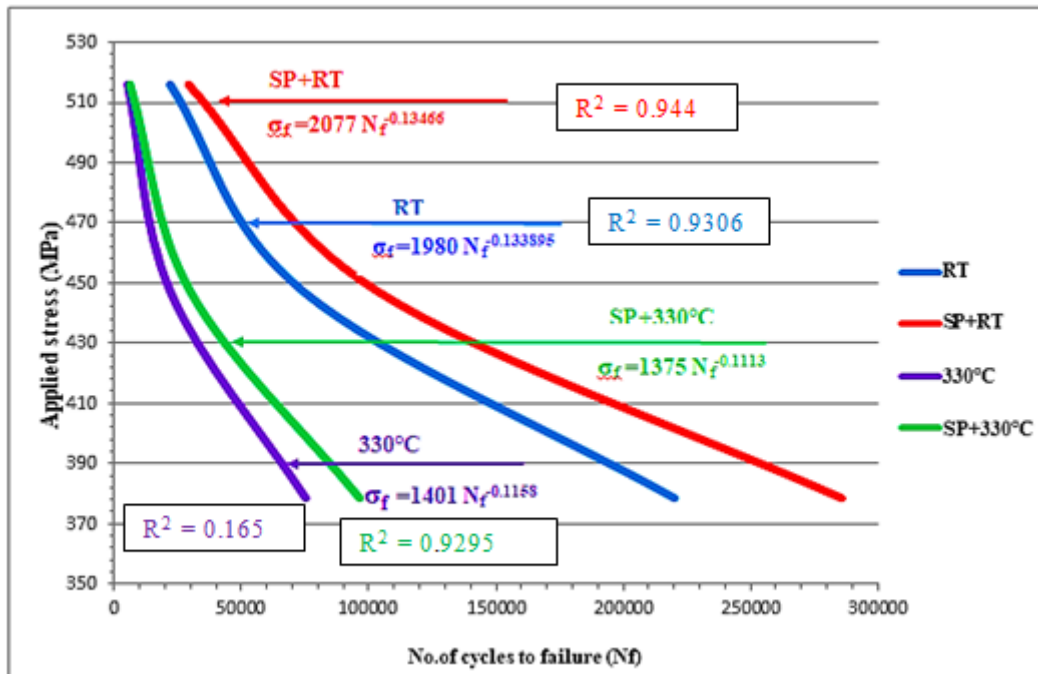


Figure 8. The S-N curves for fatigue at four cases of testing showing a correlation factor R^2 close to unity

Aluminum alloys are sensitive to high temperatures ranging between 200 and 250 °C (392 and 482 °F) and might lose some of their strength [22].

Fatigue at high temperatures has become progressively more prevalent in automobiles, compressors, turbines, pumps, and aircraft. Aluminum alloys 7001 is a heat treatable, high strength, structural aluminum alloy. It was formerly known as Aluminum HZM-100 [23]

3.3 Shot peening effects

Shot peening has enhanced the fatigue property of AA7001. The importance is due to compressive residual stresses (CRS) generated on the surface of the specimen. The CRS due to SP process can rise the S-N curve level. The results are similar to that found the fatigue life was enhanced by 54% for SP by Marwa et. al. [24]. Elevated temperature-fatigue interaction is one of the most significant features of many machines. The fatigue life was reduced due to high-temperature application, for the present work 330°C temperature environment was applied

and the result showed that at stress $\sigma = 400$ MPa, for example, the fatigue life was reduced from 36970 cycle at RT to 30246 cycle at 330°C, exhibiting 18.18% reduction while this percentage improved to 10.16% due to the application of shot peening. Also, the fatigue strength (Endurance fatigue limit stress at 10^7 cycles) is found to 229MPa at RT, and this value rose to 237MPa due to SP resulting in a 3.37% strength improvement. At 330°C, the fatigue strength was recorded to be 217MPa but when using SP, this value improved to 229MPa showing an improvement percentage of 5.24%. The SP induces compressive residual stress which reduces the tensile mean stress due to the applied loads and production whereby it raises fatigue strength and life. These conclusions are in good agreement with what is found [25][26].

4. CONCLUSION

The effect of shot peening (SP) on mechanical and fatigue properties of AA7001 has been studied using four cases of testing *i.e* RT, SP+RT, 330°C, and SP+330°C. The major conclusions drawn from the present work can be summarized below :

1. The ultimate tensile strength (UTS) and YS were reduced by 21.9% and 22.3% respectively due to the application of 330°C to the tensile process.
2. Shot peening improved the above percentage resulting in reducing the above percentage to 19.2% and 19.7% respectively
3. Fatigue life reduction due to elevated temperature (330°C) was recorded to be 18.18% at stress level 400MPa, and this percentage was reduced to 10.16% due to generating the compressive residual stress (CRS) created by SP.
4. The fatigue strength (Endurance fatigue limit) was observed to be 229MPa at RT and it improved to be 237MPa due to SP.
5. Shot peening treatment enhanced the enhanced fatigue limit from 217MPa to 229MPa at 330°C resulting in a 5.24% improvement percentage.

Acknowledgments

The authors would like to acknowledge the support of the University of Technology (Iraq) of (Electromechanical Engineering Department) for providing the experimental support with the equipment. and (The Company State for Engineering, Rehabilitation and Inspection (SIER) in Iraq.

REFERENCES

- [1] Hummel, R.E."Understanding materials science" history, properties, applications (p. 407). New York: Springer. (1998).
- [2] Mohamed J.k. "Fatigue-Creep interaction of copper alloy under varying temperature ranges" MSC thesis, Al-mustansiriya university (2010).
- [3] Santecchia, E., Hamouda, A. M. S., Musharavati, F., Zalnezhad, E., Cabibbo, M., El Mehtedi, M., Spigarelli, S. (2016). A Review on Fatigue Life Prediction Methods for Metals. *Advances in Materials Science and Engineering*, 2016, 1–26.
- [4] Liu, Y., Lv, S.-L., Zhang, W. (2018). Shot Peening Numerical Simulation of Aircraft Aluminum Alloy Structure. *IOP Conference Series: Materials Science and Engineering*, 322, 032003. doi: <https://doi.org/10.1088/1757-899x/322/3/032003>.doi: <https://doi.org/10.1155/2016/9573524>.
- [5] Institute of Precision Mechanics. Shot Peening Present & Future Nakonieczny A, editor. Warsaw: Institute of Precision Mechanics; 1999.

- [6] G.F. Bush, J.O. Almen, L.A. Danse, J.P. Heise, "How, When and By Whom was Mechanical Prestressing Discovered?", Society of Automotive Engineers, ISTC Div. 20, 1962.
- [7] Lincoln, J.W. and Yeh, H.C. Treatment of High-Cycle Vibratory Stress in Rotorcraft Damage Tolerance Design," in Application of Damage Tolerance Principles for Improved Airworthiness of Rotorcraft. in RTO Meeting Procedures, RTO MP-24. . 2000. Corfu, Greece. 76 .
- [8] Berns, H. and Weber, L. Influence of Residual Stresses on Crack Growth. Impact Surface Treatment. Elsevier , 1984.
- [9] Ferreira, J.A.M., Boorrego, L.F.P., and Costa, J.D.M., "Effects of Surface Treatments on the Fatigue of Notched Bend Specimens,". Fatigue, Fract. Engng. Mater., Struct., (1996). 19(1): p. 111-117.
- [10] Chu, J.P., et al., Laser-Shock Processing Effects on Surface Microstructure and Mechanical Properties of Low Carbon Steel. Materials Science and Engineering, 1999. A260: p. 260-268.
- [11] Al-Alkawi, Hussain J., Shakir Sakran Hassan, and Salah F. Abd-El-Jabbar. "Experimental Study of the Effect of Shot Peening on Elevated Temperature Fatigue Behavior of 7075-T651 Al. alloy." Engineering and Technology Journal 31.3 Part (A) Engineering (2013).
- [12] Al-Alkawi, Hussain J., Fikrat Abdul Kareem, and Asmaa Abdulqasim Mohammed Ali. "Prediction of Fatigue-Creep Interaction Life of Aluminum Alloy AA7349 Using Electromechanical Devices." Engineering and Technology Journal 33.0 (2015): 3.
- [13] Z. Chen, G. Fang, and J. Q. Zhao, "Formability Evaluation of Aluminum Alloy 6061-T6 Sheet at Room and Elevated Temperatures," J. Mater. Eng. Perform., vol. 26, no. 9, pp. 4626– 4637, (2017), doi: 10.1007/s11665-017-2895-0
- [14] Essam Zuheir, Fadhel. "Effect of the Elevated Temperature on Fatigue Behavior of Aluminum Alloy AA 7075." Journal of the University of Babylon for Engineering Sciences 26.8 (2018): 256-264.
- [15] Mohammed H. Alwan, Hussain JM Al-Alkawi, and Ghada A. Aziz. "Elevated Temperature Corrosion of Mechanical Properties and Fatigue Life of 7025 Aluminum Alloy." Engineering and Technology Journal 40.01 (2022): 1-7.
- [16] Huda S. Mahdi, Hussain J M. Alalkawi, Saad T. Faris "Tensile and Fatigue Properties of AA7001-T6 at various elevated temperature" to be published, Curved and layered Structure (2022).
- [17] Taif Y. Ghadhban. "Design and modification of a computerized tensile test machine at high temperature." MSC thesis University of Technology Journal (2020).
- [18] Cayless, R. B. C. Alloy and Temper Designation Systems for Aluminum and Aluminum alloys. Properties and Selection: Nonferrous Alloys and Special-Purpose Materials,15–28. DOI: <https://doi.org/10.31399/asm.hb.v02a.0001058> (1990).
- [19] Robert L . Moot "Machine element in mechanical design" fourth edition, Pearson-prentice hall (2004).
- [20] E.Rincon, H. Mancha. "Temperature effects on the tensile properties of cast and heat-treated aluminum alloy A319." Materials Science and Engineering: A, vol 519, issues 1-2,128-140 (2009).
- [21] Hetram, L. S., Om, H., Hetram, L. S., Om, H. "Shot Peening Effects on Material Properties": A Review. International Journal for Innovative Research in Science & Technology, 1 (12), 480–484,(2015). Available at: <http://www.ijirst.org/articles/IJIRSTV1112137.pdf>
- [22]AZO Materials azom.com "Aluminum /Aluminum 5657 alloys (UNS A95657)"

[23]Allawi H.Alwan,Hussain J.M.Alalkawi,Hatem Ksibi,Zied Driss"Harvey aluminum company, (2022)."

[24] Marwa S.M., Alalkawi H.J., Saad T.F." Cumulative fatigue damage of AA7075-T6 undershot peening and ultrasonic surface treatments" Diyala J.of Eng-SCi. 14.1, 1-10 (2021).

[25] Al-Alkawi, Hussain J. Mohammed, Raad M. Fenjan, and Samar K. Abdul-Zahraa. "The effect of wet shot peening on thermal fatigue properties of 2017-t4 aluminum alloy." International Journal of Energy and Environment 8.4 (2017): 299-306.

[26] Takahashi, Koji, et al. "Fatigue strength improvement of an aluminum alloy with a crack-like surface defect using shot peening and cavitation peening". Engineering Fracture Mechanics, (2018), 193: 151-161.